



S E C U R I T I E S

www.oxsecurities.com

# PAMM Investor Set-up

## Step guide

---

### Step 1

#### Set-up your Live Account

- Open and fund your Live Account with OX Securities, using the PAMM Master Application link below:

#### **Open Live Account**

- Attach your required ID Documents or email them to :

**[tcalvo@oxsecurities.com](mailto:tcalvo@oxsecurities.com)**

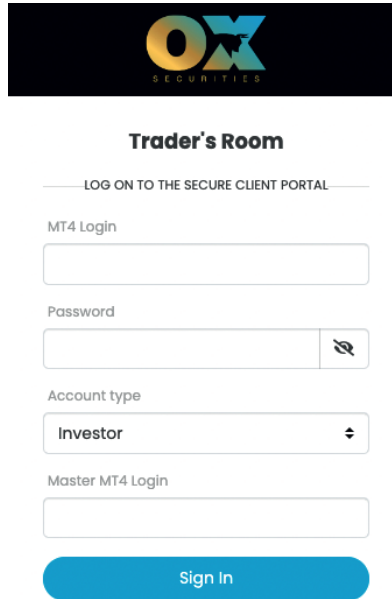
- When your account is approved, you will receive separate logins for MT4 and your Client Portal to Fund your MT4 Account.
- Once your funds have cleared into your MT4 account, access PAMM Traders Room by clicking here :

**[PAMM Trader's Room](#)**

# Step 2

## Trader's Room

- This will take you to the window shown below.

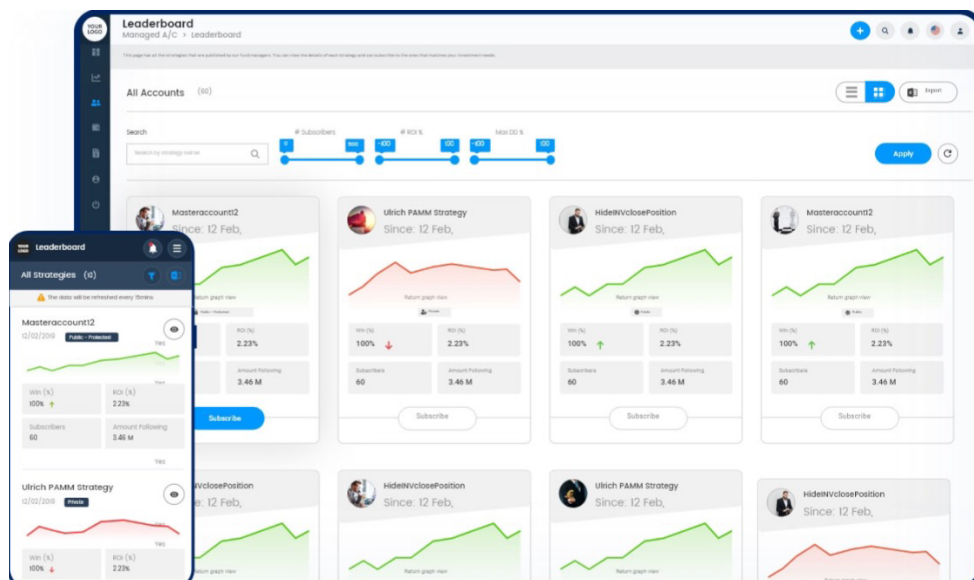


- Sign in as an **“Investor”** with your **MT4 Login & Password** & enter our **Master Login: xxxxxx** to subscribe & connect the **PAMM Master Strategy**.

# Step 3

## Leader Board

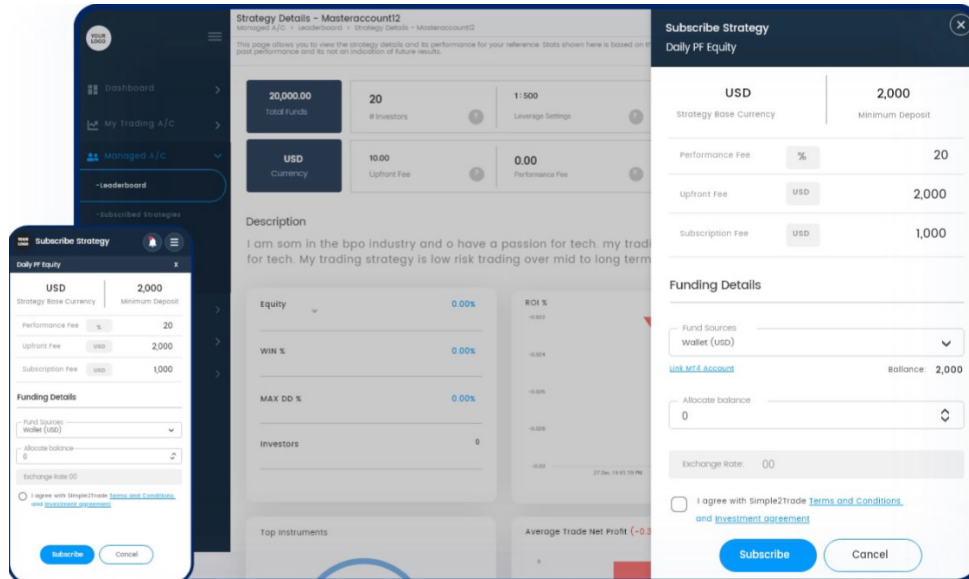
- Once logged in, this page displays all published strategies by the Fund manager if they provide more than one. Investors can view, detailed performance stats and subscribe instantly



# Step 4

## Subscribed Strategies

- This page lists all the strategies subscribed by the Investor. You can unsubscribe, top up or do partial withdrawals for their strategies instantly & view all the detailed stats and performance of their investment



# Step 5

## Automated Statements

- Built-in statements with intuitive insights and details on the performance, fees, highwater mark and much more.

