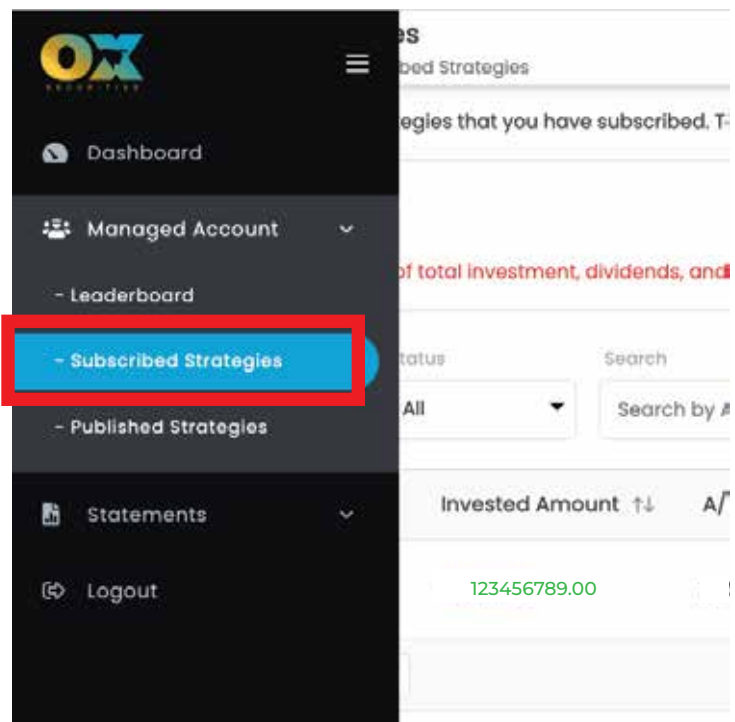



How to withdraw funds from the PAMM portal ?

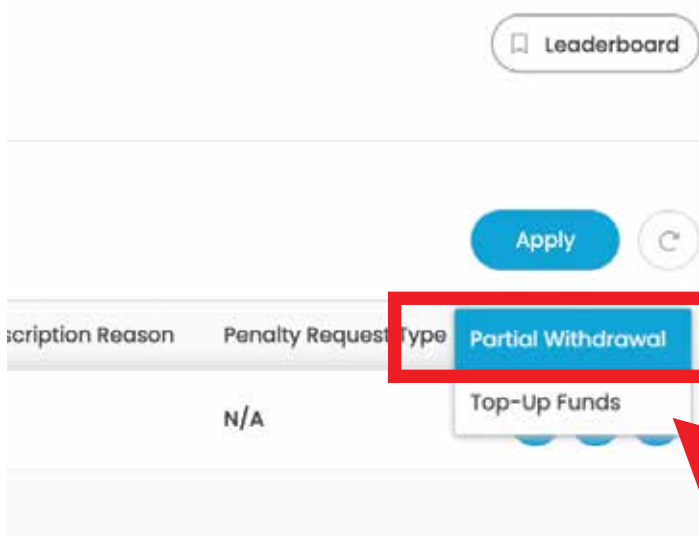
1

- Login to the PAMM Portal : <https://pamm.oxsecurities.com>
- Navigate to **Subscribed Strategies**.



2

- Select the strategy you are interested in.
- Click on the icon  on the right-hand side.



3

- Enter the amount you would like to withdraw.
(If you want to withdraw all your funds, you will have to unsubscribe from the strategy.)
- Then, press the **Submit** button.

Partial Withdrawal

Please enter the amount and submit your request.

Strategy Name	Account Number
USD Base currency	99,99999 Equity
0.00 UnSettle PerformanceFee	99,99999 Free Margin

Withdraw Funds

Max Withdrawal Amount = 50.00 % of Free Margin - Performance Fee

Submit Cancel

4

- Funds will then be available in your **MetaTrader account**.
- Navigate to the dashboard to check your updated balances.

Account Name	Account Type	Strategy Name	Balance	Realized P/L
John Doe xxxx				
Sean McLellan 2004181	INT	N/A	123456789.0	0.00