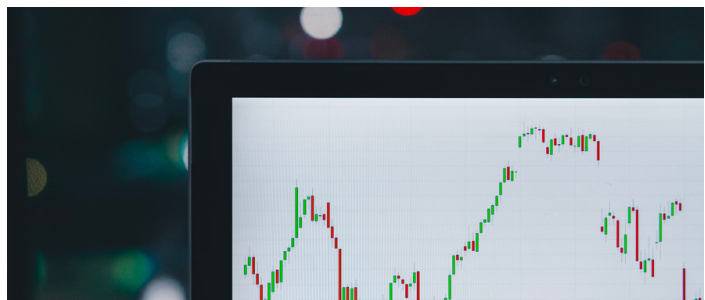


PAMM Master with OX Securities - PAMM Subscriber Instructions

WELCOME ONBOARD!

We would like to welcome you onboard.
Please follow the steps below to Open your Live
Account & Subscribe your Account.



Step 1

1. Open your Live & Fund Account & Fill Out the Registration. [Please watch Video Guide Here](#)
 2. Submit your Live Account Application: [Apply Here](#)
 - Please attach your **Photo ID** and a recent **Proof of Address** issued within the last 3 months to activate your account.
-


Step 2

Once your Live Application is approved:

Fund your trading account via OX Securities' **Client Portal**: [Click Here](#)

How to Fund your Account for PAMM Investor: [Please watch Video Guide Here](#)

- **User Email Address:** Your Email Address
- **Client Portal Password:** The password that you created on your live application



Step 3

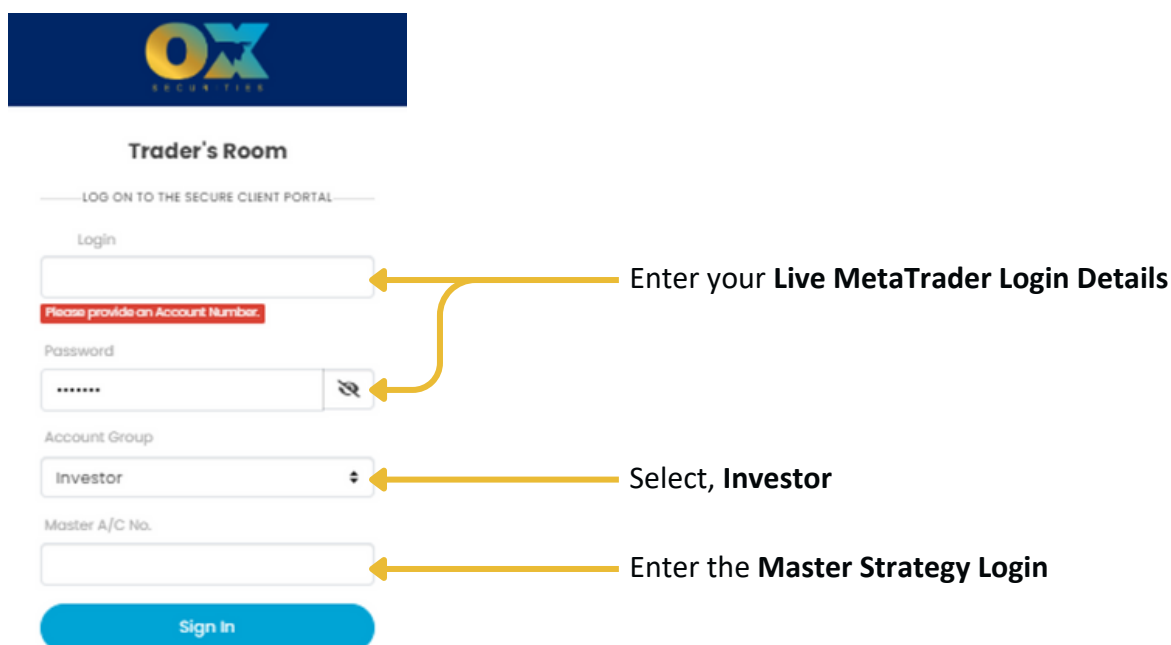
Once your funds have cleared & applied to your MetaTrader Account, You will need to '**Subscribe**' your funds to the **PAMM Master Strategy**;

How to Subscribe & Manage your Investor Account: [Please watch Video Guide Here](#)

Using your **MetaTrader Login Details**. Sign into the **PAMM Traders Room**. [Sign in Here](#)

- Select, **Investor** and enter the **Login of Master Strategy** that you would like to **Subscribe** to:
 - **Strategy Name:** Goose CEO = Enter **Master Login:** **7006800**
 - **Strategy Name:** Goose = Enter **Master Login:** **7006801**
 - **Strategy Name:** Stockbot = Enter **Master Login:** **7006831**
 - **Strategy Name:** Stockbot CEO = Enter **Master Login:** **7006832**

Once you have logged in, go to **Managed Accounts, Leader Board**, and select **Subscribe** to the **PAMM Master Strategy**



The screenshot shows the 'Trader's Room' login interface. It includes a header with the OX logo and the text 'LOG ON TO THE SECURE CLIENT PORTAL'. The form has four main input fields: 'Login', 'Password', 'Account Group', and 'Master A/C No.'. A blue 'Sign In' button is at the bottom. Annotations with yellow arrows point to specific fields: 'Enter your Live MetaTrader Login Details' points to the 'Login' field; 'Please provide an Account Number.' is a red error message below the 'Login' field; 'Select, Investor' points to the 'Account Group' dropdown menu which currently shows 'Investor'; and 'Enter the Master Strategy Login' points to the 'Master A/C No.' field.

Why Trade the Markets with

OX SECURITIES?



Safe and secure funding methods

Ox Securities offers flexible and secure funding options in a range of different base currencies. Deposit funds instantly and without fees through a range of methods



Leverage up to 1:500

The higher the leverage the lower the capital, meaning the less funds you need to hold with Ox Securities



Dedicated Customer Support

We provide 24/5 multilingual Support via live chat, email and phone, to get you to have a better understanding of all our services, to make your trading experience as smooth as possible.



Australian Owned & Operated

Trustworthy and transparent service is at the core of everything we do



Segregated Client Funds

Your funds are segregated from Company Funds, and held with an AA Grade Australian Bank. Your funds are always safe with us.



Advanced Trading Platforms

The world's most popular trading platform, MetaTrader 4 available across all of your devices.

Why We chose OX Securities?

Our clients will have a Dedicated & Senior Account Manager, providing over 12 years of experience



Tyson Calvo

Head of Sales & Marketing
E: tcalvo@oxsecurities.com
P: +61 406 150 168

Excellent  ★ Trustpilot

OX Securities has an 'Excellent'
Rating on [Trustpilot](#)

OX Securities offers an extensive & Instant, selection of Funding Options for our clients.



Our trading technology and infrastructure is via Onezero, who are the industry leading fintech bridge provider. They host their trading servers in the Equinix Data Centre, pricing from Tier one Liquidity Providers.

