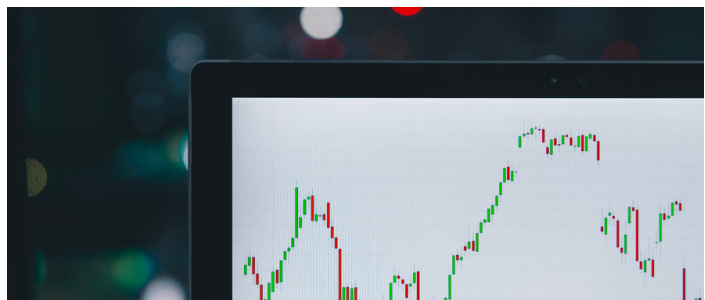


OX Securities

Master Strategy with OX Securities - PAMM
Subscriber Instructions

WELCOME ONBOARD!

We would like to welcome you onboard.
Please follow the steps below to Open your Live
Account & Subscribe your Account.



Step 1


1. Open your Live & Fund Account & Fill Out the Registration. [Please watch Video Guide Here](#)
 2. Submit your Live Account Application: [Apply Here](#)
 - Please attach your **Photo ID** and a recent **Proof of Address** issued within the last 3 months to activate your account.
-

Step 2

Once your Live Application is approved:
Fund your MetaTrader via the **Client Portal**: [Click Here](#)

How to Fund your Account for PAMM Investor: [Please watch Video Guide Here](#)

- **User Email Address:** Your Email Address
- **Client Portal Password:** The password that you created on your live application



Step 3

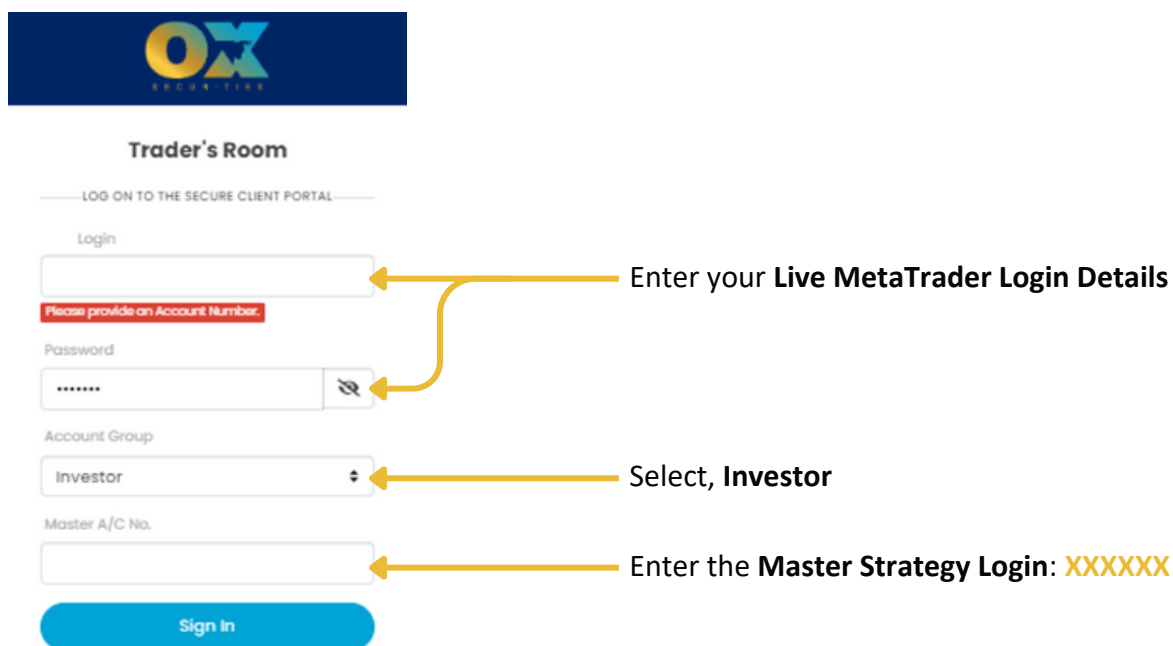
Once your funds have cleared & applied to your MetaTrader Account, You will need to '**Subscribe**' your funds to the **PAMM Master Strategy**;

How to Subscribe & Manage your Investor Account: [Please watch Video Guide Here](#)


Using your **MetaTrader Login Details**. Sign into the **PAMM Traders Room**. [Sign in Here](#)

- Select, **Investor** and enter the **Master Strategy Login: XXXXXX**

Once you have logged in, go to **Managed Accounts, Leader Board**, and select **Subscribe** to the **PAMM Master Strategy**



The screenshot shows the 'Trader's Room' login interface. At the top is the OX SECURITIES logo. Below it, the text 'Trader's Room' is centered. Underneath is a horizontal line with the text 'LOG ON TO THE SECURE CLIENT PORTAL'. The login form consists of several fields: a 'Login' field with a red error message 'Please provide an Account Number.' below it; a 'Password' field with a toggle icon; an 'Account Group' dropdown menu currently set to 'Investor'; and a 'Master A/C No.' field. A blue 'Sign In' button is at the bottom. Four yellow arrows point from text annotations to the form fields: 'Enter your Live MetaTrader Login Details' points to the Login field; 'Select, Investor' points to the Account Group dropdown; 'Enter the Master Strategy Login: XXXXXX' points to the Master A/C No. field; and another arrow points to the Password field.



Why Trade the Markets with

OX SECURITIES?



Safe and secure funding methods

Ox Securities offers flexible and secure funding options in a range of different base currencies. Deposit funds instantly and without fees through a range of methods



Leverage up to 1:500

The higher the leverage the lower the capital, meaning the less funds you need to hold with Ox Securities



Dedicated Customer Support

We provide 24/5 multilingual Support via live chat, email and phone, to get you to have a better understanding of all our services, to make your trading experience as smooth as possible.



Australian Owned & Operated

Trustworthy and transparent service is at the core of everything we do



Segregated Client Funds

Your funds are segregated from Company Funds, and held with an AA Grade Australian Bank. Your funds are always safe with us.



Advanced Trading Platforms

The world's most popular trading platform, MetaTrader 4 available across all of your devices.



Why We chose OX Securities?

Our clients will have a Dedicated & Senior Account Manager, providing over a decade of experience.

Contact Us



OX Securities

E: service@oxsecurities.com

The Zenith, Suite 902, Tower B,
821 Pacific Highway,
Chatswood 2067, NSW, AUSTRALIA

Excellent  ★ Trustpilot

Ox Securities has achieved a 4.8 Star client review rating on **Trustpilot**

OX Securities offers an extensive & Instant, selection of Funding Options for our clients.



Our trading technology and infrastructure is via Onezero, who are the industry leading fintech bridge provider. They host their trading servers in the Equinix Data Centre, pricing from Tier one Liquidity Providers.



www.oxsecurities.com